




Tableau des poids kg / m

Ø ou côté			
mm	kg	kg	kg
2,0	0,025	0,031	0,026
2,5	0,039	0,050	0,042
3,0	0,055	0,070	0,060
3,5	0,076	0,098	0,082
4,0	0,099	0,125	0,108
4,5	0,125	0,159	0,136
5,0	0,154	0,196	0,169
6,0	0,222	0,282	0,243
7,0	0,302	0,384	0,331
8,0	0,395	0,502	0,442
9,0	0,499	0,636	0,546
10,0	0,618	0,785	0,675
11,0	0,746	0,930	0,816
12,0	0,888	1,113	0,971
13,0	1,042	1,327	1,140
14,0	1,208	1,539	1,322
15,0	1,384	1,767	1,518
16,0	1,578	2,010	1,727
17,0	1,782	2,269	1,949
18,0	1,998	2,544	2,185
19,0	2,226	2,835	2,435
20,0	2,446	3,141	2,698
21,0	2,719	3,463	2,975
22,0	2,984	3,801	3,275
23,0	3,262	4,154	3,568
24,0	3,551	4,523	3,890
25,0	3,853	4,908	4,216
26,0	4,168	5,309	4,560
27,0	4,495	5,725	4,917
28,0	4,834	6,157	5,285
29,0	5,185	6,605	5,675
30,0	5,549	7,068	6,071
31,0	5,925	7,547	6,459
32,0	6,313	8,042	6,907
33,0	6,714	8,552	7,319
34,0	7,127	9,079	7,798
35,0	7,553	9,621	8,233
36,0	7,990	10,178	8,742
37,0	8,440	10,752	9,202
38,0	8,903	11,341	9,740
39,0	9,378	11,945	10,221